

Scaled data based on original data using
LM-79-08 Approved Method: Electrical and Photometric Measurements of Solid-
State Lighting Products

Test Report Prepared for
Cooper Lighting Solutions
(formerly Eaton)

Brand: McGRAW-EDISON

Report Number: P199985

Luminaire Tested: **GWC-AF-01-LED-E1-SL4-7030-1200-HSS**

Issue Date: 3/3/2020

Test Information

Test Method: LM-79-08
Report Number: P199985
TEST IS SCALED FROM IESNA LM-79-08 TEST DATA (P24301)
Test Lab: INNOVATION CENTER P2
Issue Date: 3/3/2020
Manufacturer: COOPER LIGHTING SOLUTIONS (FORMERLY EATON)
Product Line: MCGRAW-EDISON
Catalog Number: GWC-AF-01-LED-E1-SL4-7030-1200-HSS
Description: GALLEON WALL LUMINAIRE
(1) 70 CRI, 3000K, 1200mA LIGHTSQUARE WITH 16 LEDS EACH AND TYPE IV SPILL
LIGHT ELIMINATOR OPTICS WITH HOUSE SIDE SHIELD
Light Source: -
Ballast/Driver: ELECTRONIC DRIVER

Summary

Lumens per Lamp: N/A
Luminaire Lumens: 5381.1 lumens
Efficiency: N/A
Efficacy: 80.3 lumens/watt
Luminous Opening: Rectangular (W 0.5' x L: 0.5' x H: 0')
IES Classification: Type IV - Short - Semi-Cutoff
BUG Rating: B0 - U0 - G2

Input Watts (W): 67
Input Voltage (V): NR
Input Current (Ain): NR
Voltage Rise (V): NR
Power Factor: NR
Total Harmonic Distortion (THDi): NR
Frequency (hertz): 60
Stabilization Time: NR
Operation Time: NR
Ambient Temperature (°C): NR
Test Distance: 25 FT

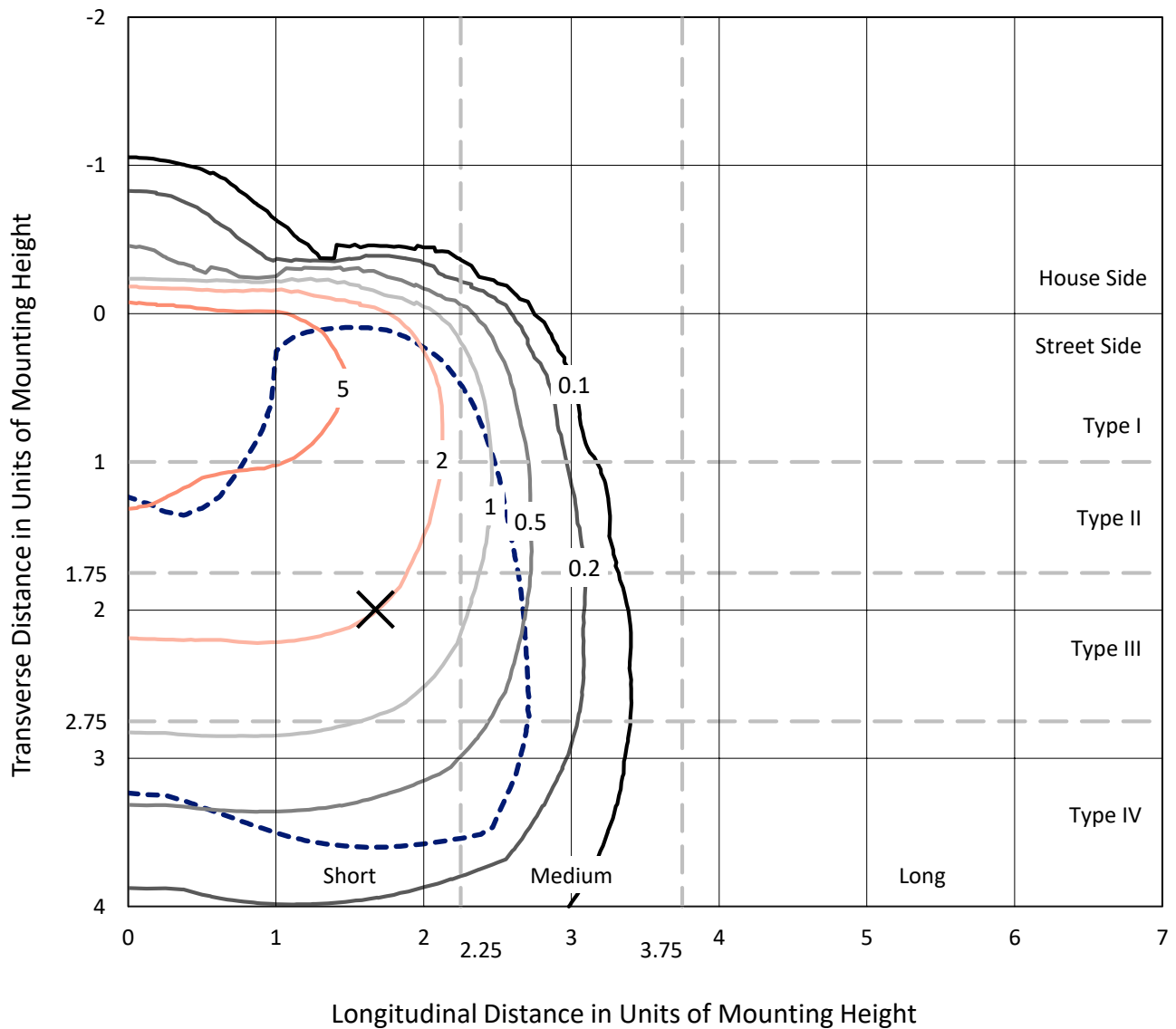


REPORT NUMBER: P199985

CATALOG NUMBER: GWC-AF-01-LED-E1-SL4-7030-1200-HSS

Iso-Footcandle Lines of Horizontal Illumination

✕ Max cd
 - - - 1/2 Max cd

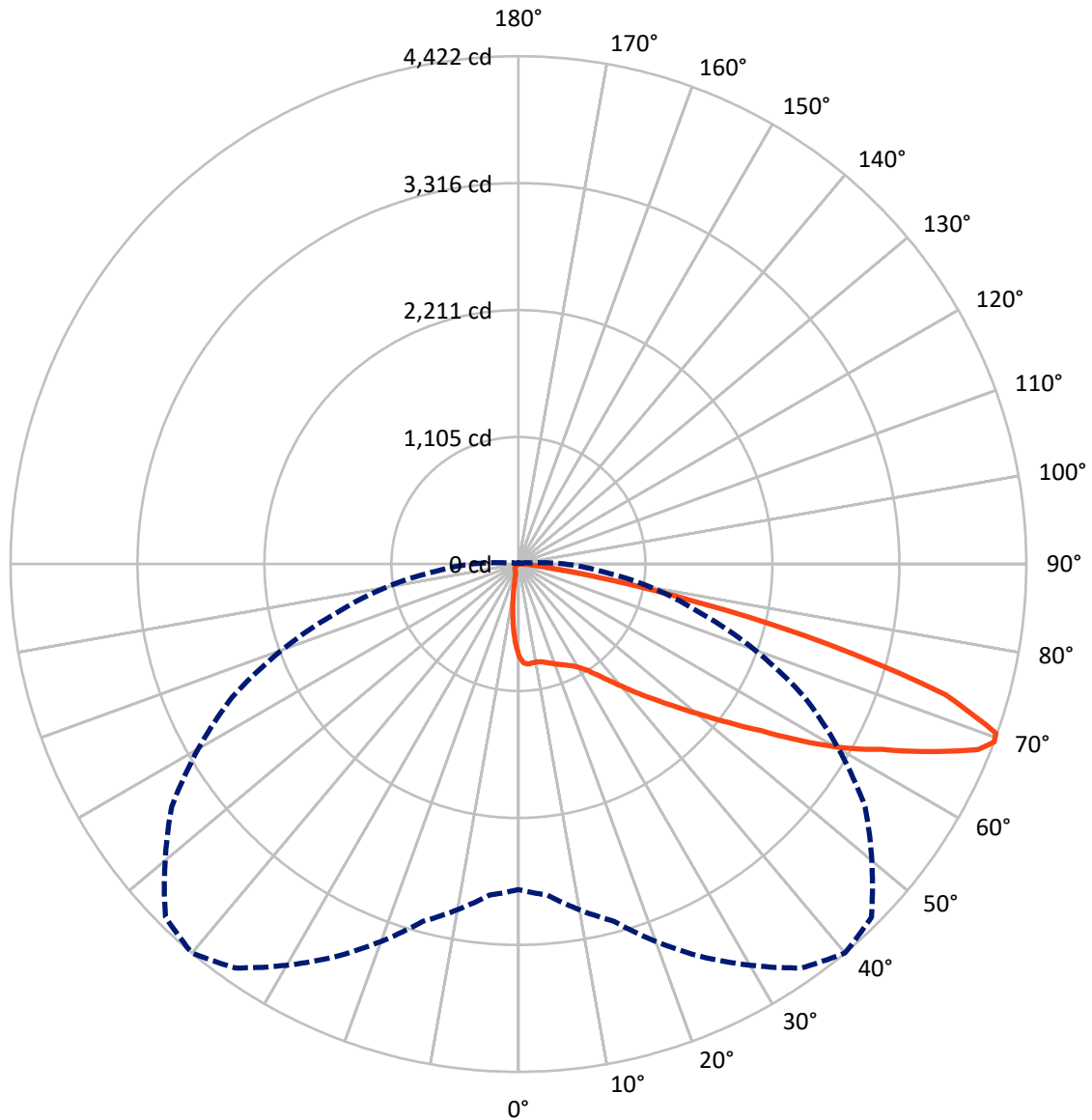


Based on 10 foot mounting height. Maximum calculated value = 8.8 fc
 Type IV - Short - Semi-Cutoff

REPORT NUMBER: P199985

CATALOG NUMBER: GWC-AF-01-LED-E1-SL4-7030-1200-HSS

Luminous Intensity Polar Plot



— Vertical Plane Through 40-Deg Lateral - - - Horizontal Cone Through 69-Deg Vertical

REPORT NUMBER: P199985

CATALOG NUMBER: GWC-AF-01-LED-E1-SL4-7030-1200-HSS

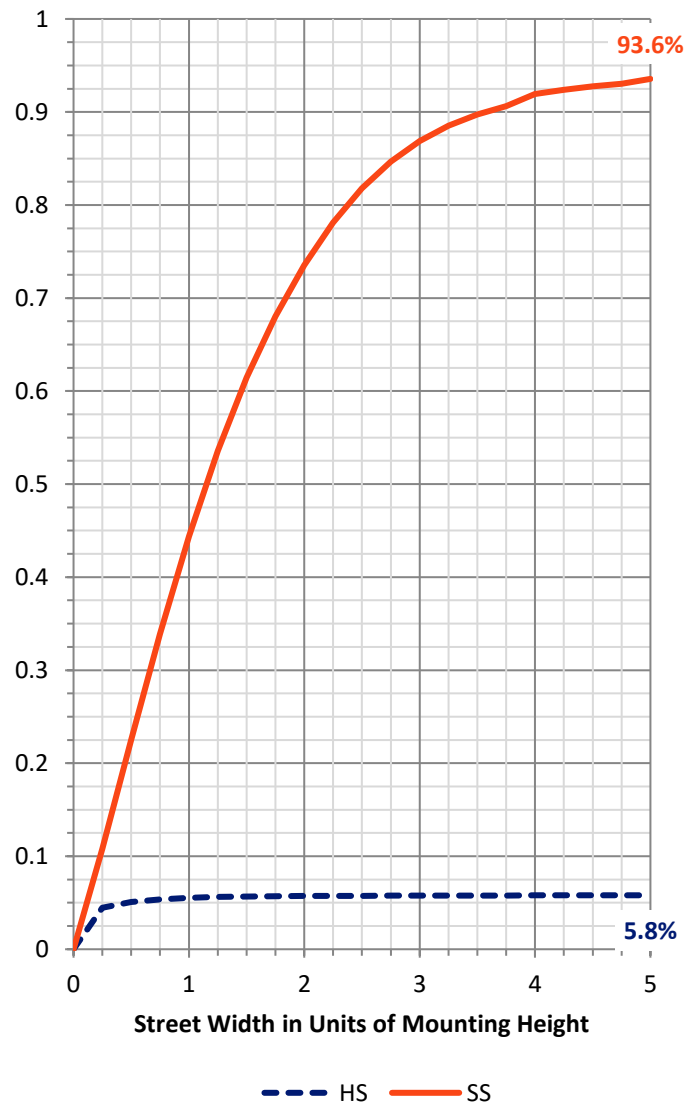
FLUX DISTRIBUTION:

		Downward	Upward	Total
House Side	Lumens	314.9	0.0	314.9
	% Fixture	5.9	0.0	5.9
Street Side	Lumens	5066.3	0.0	5066.3
	% Fixture	94.1	0.0	94.1
Total	Lumens	5381.1	0.0	5381.1
	% Fixture	100.0	0.0	100.0

Coefficient of Utilization

ZONAL LUMENS:

Zone	Lumens	% Fixture
0°-10°	65.2	1.2
10°-20°	160.3	3.0
20°-30°	270.0	5.0
30°-40°	442.0	8.2
40°-50°	765.3	14.2
50°-60°	1205.5	22.4
60°-70°	1574.3	29.3
70°-80°	810.8	15.1
80°-90°	87.7	1.6
90°-100°	0.0	0.0
100°-110°	0.0	0.0
110°-120°	0.0	0.0
120°-130°	0.0	0.0
130°-140°	0.0	0.0
140°-150°	0.0	0.0
150°-160°	0.0	0.0
160°-170°	0.0	0.0
170°-180°	0.0	0.0
0°-90°	5381.1	100.0
0°-180°	5381.1	100.0



REPORT NUMBER: P199985

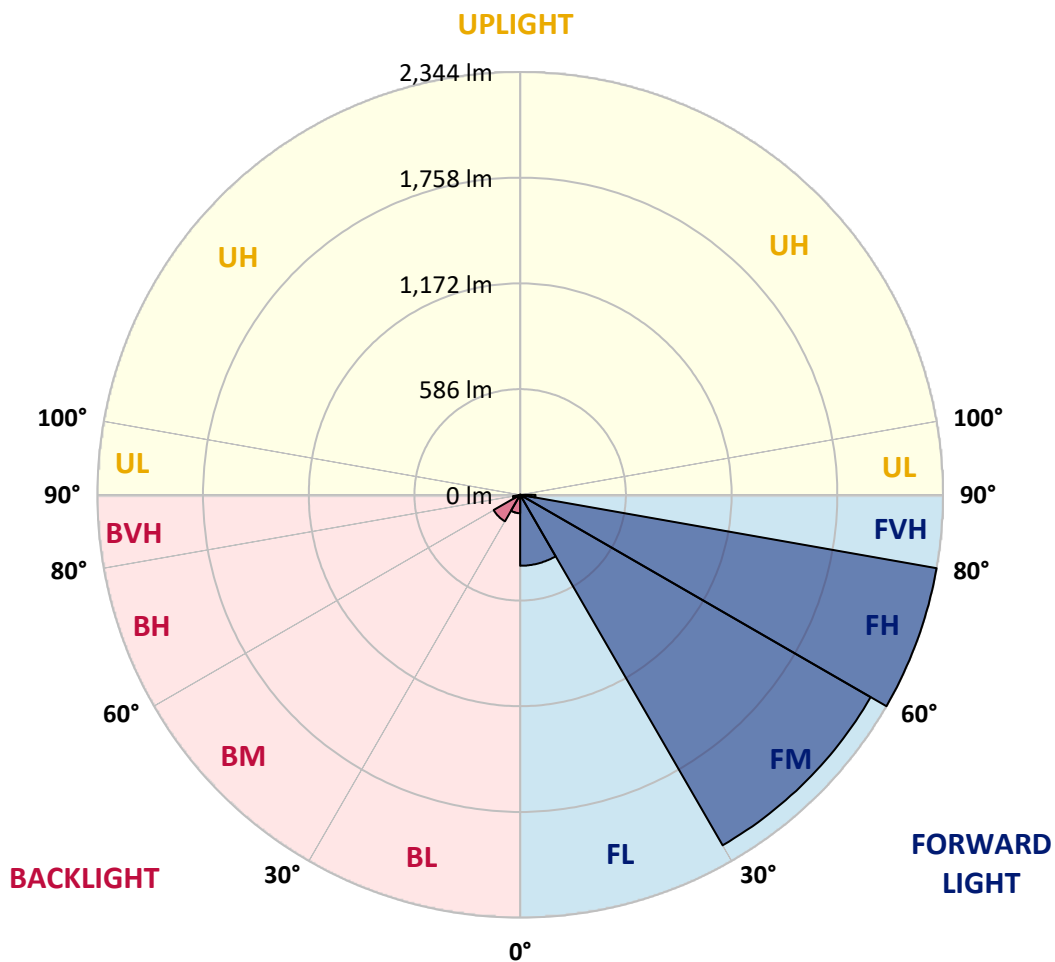
CATALOG NUMBER: GWC-AF-01-LED-E1-SL4-7030-1200-HSS

LUMINAIRE CLASSIFICATION SYSTEM LUMEN TABLE AND BUG RATING:

Zone		Lumens	% Fixture	Zone Rating/Lumen Limit		
				B	U	G
FL	(0°-30°)	393.5	7.3			
FM	(30°-60°)	2243.6	41.7			
FH	(60°-80°)	2344.2	43.6			G2/5000
FVH	(80°-90°)	85.0	1.6			G1/100
BL	(0°-30°)	102.0	1.9	B0/110		
BM	(30°-60°)	169.2	3.1	B0/220		
BH	(60°-80°)	40.9	0.8	B0/110		G0/110
BVH	(80°-90°)	2.8	0.1			G0/10
UL	(90°-100°)	0.0	0.0		U0/0	
UH	(100°-180°)	0.0	0.0		U0/0	

BUG Rating: B0-U0-G2

Type IV Short





REPORT NUMBER: P199985

CATALOG NUMBER: GWC-AF-01-LED-E1-SL4-7030-1200-HSS

CANDELA DISTRIBUTION (FULL):

	0°	5°	15°	25°	35°	40°	45°	55°	65°	75°	85°
0°	803.9	803.9	803.9	803.9	803.9	803.9	803.9	803.9	803.9	803.9	803.9
2.5°	882.8	877.9	875.0	871.2	866.5	862.3	860.7	848.8	837.6	822.2	804.6
5°	899.1	897.5	892.3	887.3	881.5	875.0	871.5	857.4	841.4	819.0	788.3
7.5°	900.7	898.8	892.3	885.4	877.3	869.7	863.6	849.5	834.7	812.0	774.5
10°	898.1	895.9	891.1	883.4	873.4	866.1	860.0	846.6	834.1	813.6	771.9
12.5°	895.2	893.0	890.7	887.0	878.3	873.1	868.1	855.2	844.0	826.7	781.2
15°	898.1	896.9	899.4	897.8	893.0	888.5	883.4	871.8	861.6	847.2	798.3
17.5°	910.3	910.3	918.3	919.3	914.8	908.3	901.0	889.4	880.8	868.7	818.3
20°	938.8	937.9	948.1	950.0	939.2	929.2	918.3	904.3	897.5	889.8	838.2
22.5°	987.8	983.3	989.4	987.5	966.0	950.7	937.2	919.9	916.4	912.9	860.3
25°	1051.5	1049.0	1053.1	1034.2	996.4	975.7	959.7	940.1	940.1	943.6	885.4
27.5°	1144.1	1134.5	1120.5	1087.1	1030.5	1003.8	986.5	965.7	971.2	984.3	918.3
30°	1238.9	1228.4	1196.0	1144.7	1071.7	1043.9	1023.7	1001.9	1014.7	1038.7	962.5
32.5°	1332.5	1320.6	1274.8	1210.2	1131.0	1103.2	1083.6	1059.6	1081.1	1121.4	1027.2
35°	1423.1	1412.5	1359.7	1283.4	1209.8	1186.7	1168.8	1148.0	1175.5	1231.9	1118.5
37.5°	1525.0	1513.5	1449.0	1366.4	1305.5	1288.9	1275.8	1254.9	1303.0	1385.7	1245.7
40°	1650.2	1630.7	1543.9	1461.6	1416.4	1408.4	1399.4	1396.5	1471.2	1585.5	1415.1
42.5°	1793.7	1761.7	1643.1	1561.8	1538.1	1543.9	1541.6	1554.4	1681.6	1834.1	1621.4
45°	1937.2	1895.8	1753.6	1668.8	1672.0	1692.2	1704.7	1755.9	1945.3	2119.1	1843.3
47.5°	2058.9	2018.3	1859.7	1784.5	1822.8	1862.6	1896.5	1993.6	2216.1	2399.7	2016.0
50°	2163.0	2124.6	1972.1	1911.5	1998.1	2062.1	2117.2	2261.0	2507.6	2613.3	2137.1
52.5°	2248.3	2222.6	2088.8	2057.3	2198.2	2292.1	2372.8	2545.1	2765.8	2787.0	2231.3
55°	2331.2	2312.9	2214.0	2230.6	2433.3	2561.1	2663.4	2846.5	2988.1	2931.8	2321.6
57.5°	2426.7	2410.0	2356.8	2450.3	2742.4	2903.2	3014.7	3113.6	3183.9	3079.7	2406.8
60°	2524.0	2514.4	2515.7	2694.4	3097.3	3251.8	3313.2	3338.9	3376.0	3219.1	2411.6
62.5°	2616.9	2635.1	2697.3	2966.1	3437.1	3555.7	3586.8	3612.1	3568.5	3241.1	2228.1
65°	2774.1	2804.0	2952.2	3329.5	3811.0	3937.9	3969.9	3883.1	3598.9	2955.4	1812.3
67.5°	2851.0	2905.5	3170.0	3668.5	4173.5	4314.6	4302.6	3900.7	3229.6	2253.6	1163.0
69°	2835.0	2893.0	3220.4	3772.3	4294.0	4421.9	4346.6	3685.1	2751.5	1632.6	713.9
70°	2771.6	2830.2	3194.4	3768.4	4309.4	4410.6	4265.1	3418.9	2326.3	1193.7	446.5
72.5°	2314.5	2365.1	2836.0	3406.1	3969.9	3887.5	3568.2	2368.7	1133.6	325.1	100.5
75°	1424.8	1452.9	2034.9	2566.0	2998.4	2787.0	2377.4	1178.4	337.9	91.9	55.7
77.5°	752.7	765.5	1114.0	1512.5	1900.7	1572.7	1218.4	459.6	155.6	57.7	40.4
80°	444.9	454.5	600.0	691.5	822.5	687.1	487.2	282.2	111.5	36.2	35.9
82.5°	254.7	260.7	435.0	384.4	324.2	276.8	242.4	267.4	66.9	24.4	37.2
85°	93.6	94.8	244.7	292.5	192.8	114.7	120.4	221.7	17.9	15.4	29.1
87.5°	43.6	42.6	125.9	179.0	112.8	72.7	93.9	48.7	7.1	9.9	8.1
90°	0.0	0.0	0.0	0.0	0.0	0.0	0.0	0.0	0.0	0.0	0.0



REPORT NUMBER: P199985

CATALOG NUMBER: GWC-AF-01-LED-E1-SL4-7030-1200-HSS

CANDELA DISTRIBUTION (continued):

	90°	95°	105°	115°	125°	135°	145°	155°	165°	175°	180°
0°	803.9	803.9	803.9	803.9	803.9	803.9	803.9	803.9	803.9	803.9	803.9
2.5°	794.4	782.5	761.1	739.0	716.5	699.2	682.3	668.8	664.3	655.9	656.6
5°	770.0	748.2	703.4	657.9	610.5	571.4	534.6	504.8	490.4	475.6	475.6
7.5°	748.8	717.2	647.0	573.0	496.4	432.1	374.1	330.6	306.5	287.3	287.0
10°	740.9	697.9	600.0	493.9	387.2	299.5	230.6	186.5	163.7	149.0	148.3
12.5°	744.4	691.2	563.8	420.9	287.0	192.5	133.6	105.0	95.5	91.0	91.0
15°	754.6	689.3	527.6	349.5	202.8	120.4	88.7	81.0	80.4	80.4	80.4
17.5°	767.1	690.0	490.4	279.9	138.0	86.1	76.6	75.6	76.3	76.3	76.3
20°	780.0	690.3	450.4	215.6	97.4	75.0	72.1	71.7	72.4	72.4	72.7
22.5°	795.7	691.8	410.3	161.1	80.4	70.8	68.5	68.5	68.8	68.8	68.5
25°	813.6	695.0	368.6	119.4	73.4	67.9	65.9	65.6	65.9	65.6	65.3
27.5°	836.0	699.5	322.2	93.6	70.1	65.0	63.4	63.4	63.0	62.8	62.5
30°	864.2	704.7	270.0	79.5	66.9	62.5	60.9	60.6	60.3	59.6	59.6
32.5°	907.1	715.9	218.5	72.1	63.4	59.0	57.7	57.7	57.0	56.4	56.1
35°	973.1	738.0	172.3	67.6	59.6	55.1	53.5	53.5	52.8	52.5	52.2
37.5°	1064.4	771.6	133.9	63.4	55.7	50.9	49.3	49.0	48.3	47.7	47.4
40°	1185.8	813.3	105.4	59.6	51.9	46.7	45.4	44.9	43.6	42.6	42.6
42.5°	1338.2	860.7	85.5	55.4	47.4	43.0	42.0	41.0	38.8	37.8	37.5
45°	1497.8	903.3	72.4	50.6	43.0	39.1	38.5	36.8	33.9	33.0	33.0
47.5°	1612.7	913.2	63.7	46.1	38.8	34.9	34.6	31.7	29.1	28.5	28.1
50°	1684.5	893.6	56.7	41.7	34.9	31.0	30.1	26.6	25.0	24.4	24.1
52.5°	1732.8	858.7	50.9	37.8	31.4	27.5	25.3	22.8	21.5	20.8	20.8
55°	1771.6	809.4	45.1	34.3	28.5	24.7	21.5	19.5	18.3	17.6	17.6
57.5°	1782.5	742.5	39.4	31.4	25.7	21.8	18.3	17.0	15.4	15.0	15.0
60°	1703.4	621.7	34.9	27.8	23.1	18.9	16.0	14.4	12.8	12.5	12.1
62.5°	1494.9	481.1	30.7	24.7	20.2	16.3	13.7	11.8	10.5	10.5	10.5
65°	1140.2	322.5	27.0	21.5	17.6	13.7	11.8	9.6	9.0	9.0	9.2
67.5°	682.6	175.5	23.1	18.3	15.0	11.5	9.9	8.4	8.1	8.4	8.4
69°	400.1	103.1	20.8	16.3	13.1	10.2	8.7	7.4	8.1	8.4	8.4
70°	246.9	69.5	19.2	14.7	11.8	9.2	8.1	7.1	7.7	8.1	8.1
72.5°	68.8	35.9	15.4	11.5	9.6	7.7	6.4	6.4	7.4	7.7	7.7
75°	44.9	26.6	11.8	8.7	7.4	6.1	5.5	6.1	7.1	7.4	7.4
77.5°	37.2	21.8	9.6	7.1	6.1	5.8	5.2	5.5	6.4	6.8	6.8
80°	33.9	15.4	7.7	6.4	5.5	5.2	4.8	4.5	5.8	6.1	6.1
82.5°	32.3	12.1	6.8	5.8	5.2	4.5	4.2	4.5	5.2	5.5	5.8
85°	20.2	8.1	6.1	5.5	4.5	4.2	4.2	4.2	4.8	5.2	5.2
87.5°	7.4	6.4	5.5	4.5	3.9	3.9	3.9	3.9	4.2	4.8	4.8
90°	0.0	0.0	0.0	0.0	0.0	0.0	0.0	0.0	0.0	0.0	0.0

(END OF REPORT)